

UNR22XX Series (UN22XX Series)

Silicon NPN epitaxial planer transistor

For digital circuits

■ Features

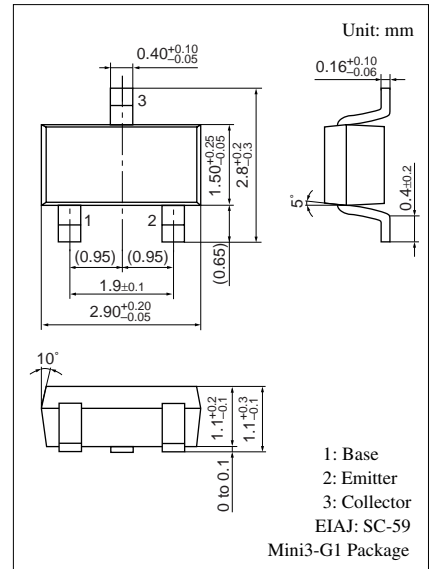
- Costs can be reduced through downsizing of the equipment and reduction of the number of parts.
- Mini type package, allowing downsizing of the equipment and automatic insertion through tape packing and magazine packing.

■ Resistance by Part Number

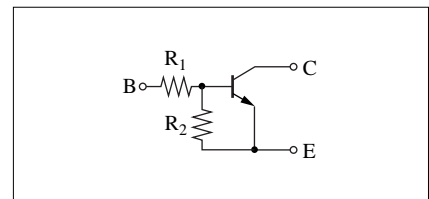
	Marking	Symbol (R ₁)	(R ₂)
• UNR2210 (UN2210)	8L	47 kΩ	—
• UNR2211 (UN2211)	8A	10 kΩ	10 kΩ
• UNR2212 (UN2212)	8B	22 kΩ	22 kΩ
• UNR2213 (UN2213)	8C	47 kΩ	47 kΩ
• UNR2214 (UN2214)	8D	10 kΩ	47 kΩ
• UNR2215 (UN2215)	8E	10 kΩ	—
• UNR2216 (UN2216)	8F	4.7 kΩ	—
• UNR2217 (UN2117)	8H	22 kΩ	—
• UNR2218 (UN2218)	8I	0.51 kΩ	5.1 kΩ
• UNR2219 (UN2219)	8K	1 kΩ	10 kΩ
• UNR221D (UN221D)	8M	47 kΩ	10 kΩ
• UNR221E (UN221E)	8N	47 kΩ	22 kΩ
• UNR221F (UN221F)	8O	4.7 kΩ	10 kΩ
• UNR221K (UN221K)	8P	10 kΩ	4.7 kΩ
• UNR221L (UN221L)	8Q	4.7 kΩ	4.7 kΩ
• UNR221M (UN221M)	EL	2.2 kΩ	47 kΩ
• UNR221N (UN221N)	EX	4.7 kΩ	47 kΩ
• UNR221T (UN221T)	EZ	22 kΩ	47 kΩ
• UNR221V (UN221V)	FD	2.2 kΩ	2.2 kΩ
• UNR221Z (UN221Z)	FF	4.7 kΩ	22 kΩ

■ Absolute Maximum Ratings T_a = 25°C

Parameter	Symbol	Rating	Unit
Collector to base voltage	V _{CBO}	50	V
Collector to emitter voltage	V _{CEO}	50	V
Collector current	I _C	100	mA
Total power dissipation	P _T	200	mW
Junction temperature	T _j	150	°C
Storage temperature	T _{stg}	-55 to +150	°C



Internal Connection



Note) The part numbers in the parenthesis show conventional part number.

■ Electrical Characteristics $T_a = 25^\circ\text{C}$

Parameter		Symbol	Conditions	Min	Typ	Max	Unit
Collector cutoff current		I_{CBO}	$V_{\text{CB}} = 50 \text{ V}, I_{\text{E}} = 0$			0.1	μA
		I_{CEO}	$V_{\text{CE}} = 50 \text{ V}, I_{\text{B}} = 0$			0.5	
Emitter cutoff current	UNR2211	I_{EBO}	$V_{\text{EB}} = 6 \text{ V}, I_{\text{C}} = 0$			0.5	mA
	UNR2212/2214/221D/ 221E/221M/221N/221T					0.2	
	UNR2213					0.1	
	UNR2210/2215/2216/2217					0.01	
	UNR221F/221K					1.0	
	UNR2219					1.5	
	UNR2218/221L/221V					2.0	
	UNR221Z					0.4	
Collector to base voltage		V_{CBO}	$I_{\text{C}} = 10 \mu\text{A}, I_{\text{E}} = 0$	50			V
Collector to emitter voltage		V_{CEO}	$I_{\text{C}} = 2 \text{ mA}, I_{\text{B}} = 0$	50			V
Forward current transfer ratio	UNR2211	h_{FE}	$V_{\text{CE}} = 10 \text{ V}, I_{\text{C}} = 5 \text{ mA}$	35			
	UNR2212/221E			60			
	UNR2213/2214/221M			80			
	UNR2210*/2215*/2216*/2217*			160		460	
	UNR2218/221K/221L			20			
	UNR2219/221D/221F			30			
	UNR221N/221T			80		400	
	UNR221V			6		20	
UNR221Z	60		200				
Collector to emitter saturation voltage		$V_{\text{CE(sat)}}$	$I_{\text{C}} = 10 \text{ mA}, I_{\text{B}} = 0.3 \text{ mA}$			0.25	V
			$I_{\text{C}} = 10 \text{ mA}, I_{\text{B}} = 1.5 \text{ mA}$		0.04	0.25	
Output voltage high level		V_{OH}	$V_{\text{CC}} = 5 \text{ V}, V_{\text{B}} = 0.5 \text{ V}, R_{\text{L}} = 1 \text{ k}\Omega$	4.9			V
Output voltage low level		V_{OL}	$V_{\text{CC}} = 5 \text{ V}, V_{\text{B}} = 2.5 \text{ V}, R_{\text{L}} = 1 \text{ k}\Omega$			0.2	V
			$V_{\text{CC}} = 5 \text{ V}, V_{\text{B}} = 3.5 \text{ V}, R_{\text{L}} = 1 \text{ k}\Omega$				
			$V_{\text{CC}} = 5 \text{ V}, V_{\text{B}} = 10 \text{ V}, R_{\text{L}} = 1 \text{ k}\Omega$				
			$V_{\text{CC}} = 5 \text{ V}, V_{\text{B}} = 6 \text{ V}, R_{\text{L}} = 1 \text{ k}\Omega$				
Transition frequency		f_{T}	$V_{\text{CB}} = 10 \text{ V}, I_{\text{E}} = -2 \text{ mA}, f = 200 \text{ MHz}$		150		MHz
Input resistance	UNR2218	R_{I}		-30%	0.51	+30%	k Ω
	UNR2219				1		
	UNR221M/221V				2.2		
	UNR2216/221F/221L/221N UNR221Z				4.7		
	UNR2211/2214/2215/221K				10		
	UNR2212/2217/221T				22		
	UNR2210/2213/221D/221E				47		

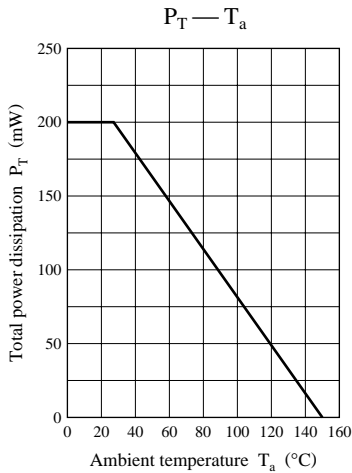
 Note) *: h_{FE} rank classification (UNR2210/2215/2216/2217)

Rank	Q	R	S
h_{FE}	160 to 260	210 to 340	290 to 460

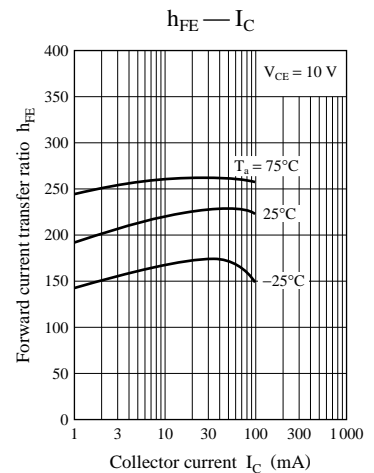
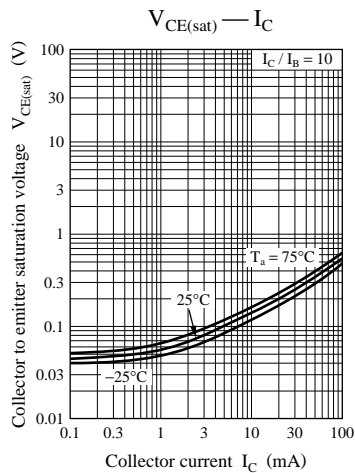
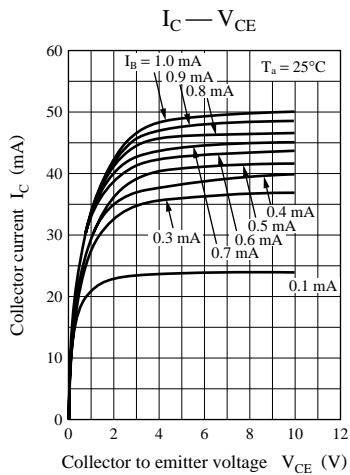
■ Electrical Characteristics (continued) $T_a = 25^\circ\text{C}$

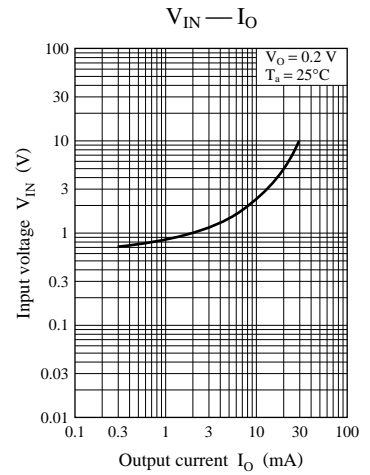
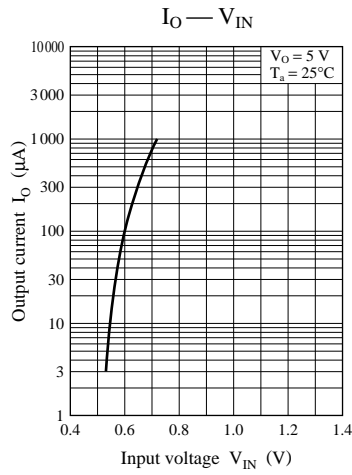
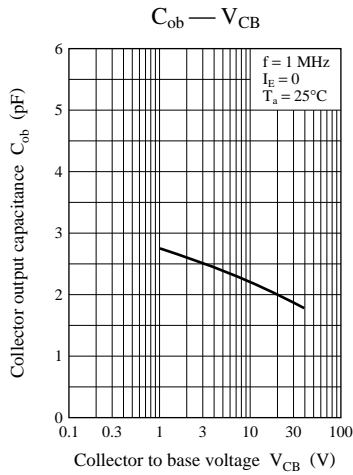
Parameter		Symbol	Conditions	Min	Typ	Max	Unit
Resis- tance ratio	UNR2211/2212/2213/221L	R_1/R_2		0.8	1.0	1.2	
	UNR2214			0.17	0.21	0.25	
	UNR2218/2219			0.08	0.1	0.12	
	UNR221D				4.7		
	UNR221E				2.14		
	UNR221F/221T				0.47		
	UNR221K				2.13		
	UNR221M				0.047		
	UNR221N				0.1		
	UNR221V				1.0		
	UNR221Z					0.21	

Common characteristics chart

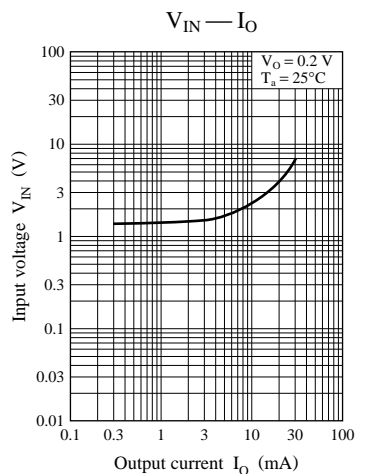
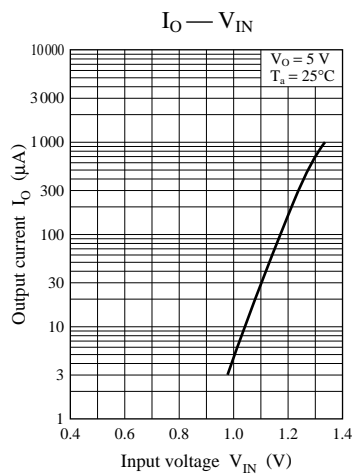
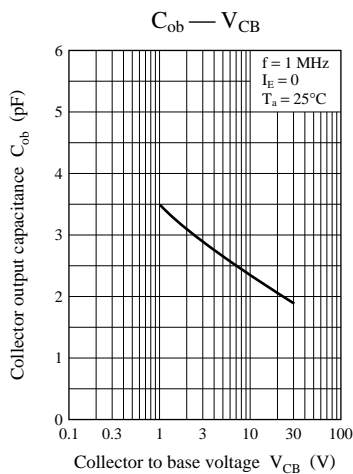
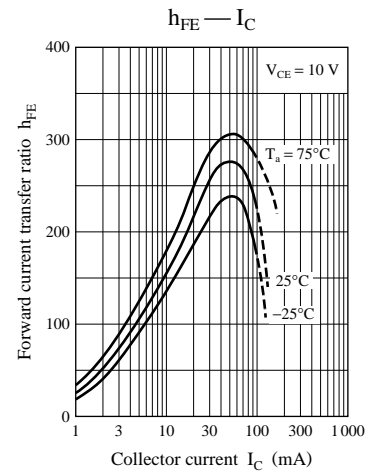
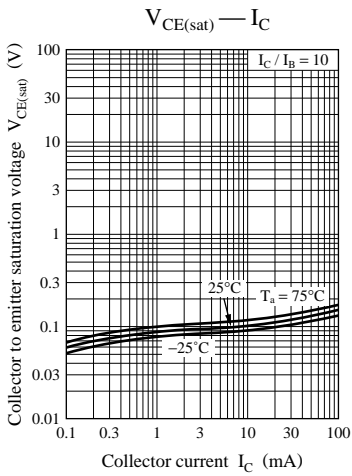
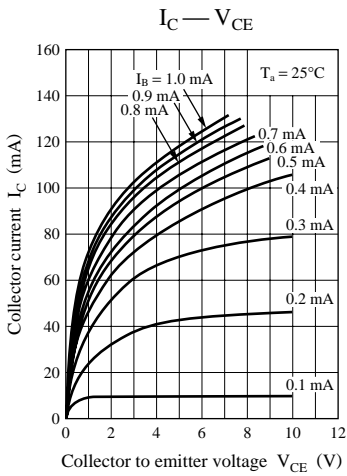


Characteristics charts of UNR2210

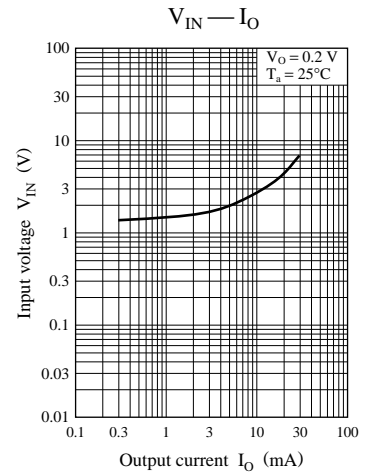
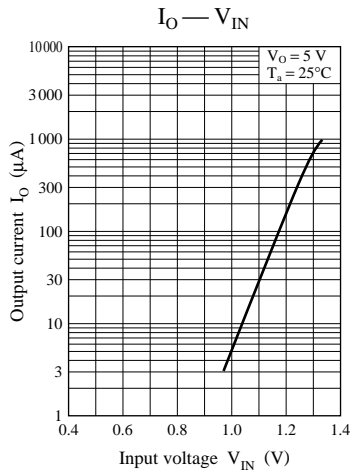
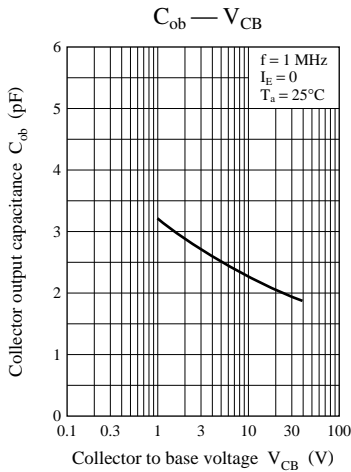
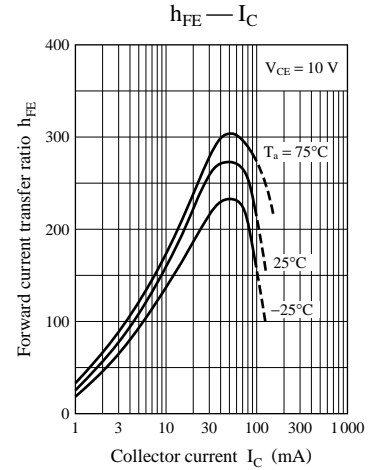
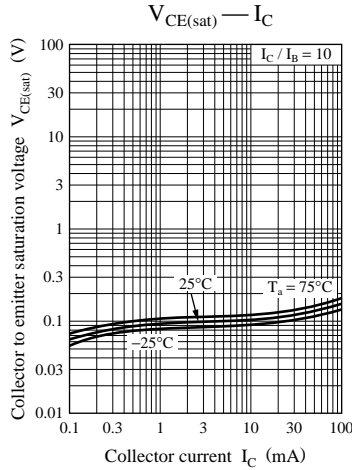
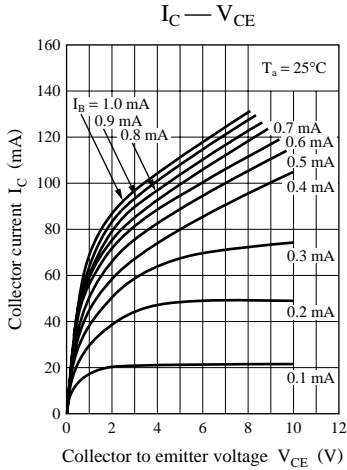




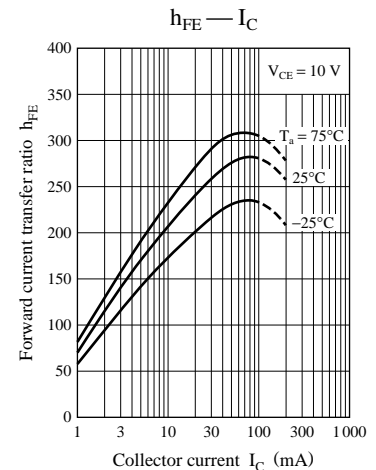
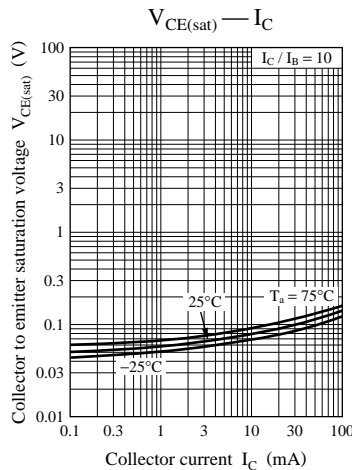
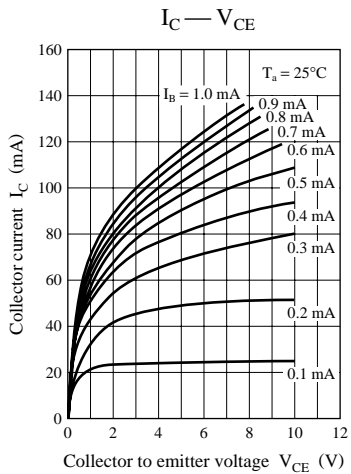
Characteristics charts of UNR2211

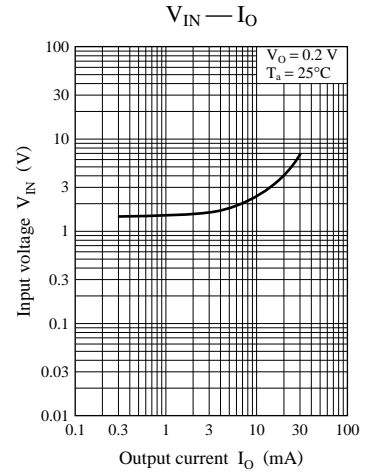
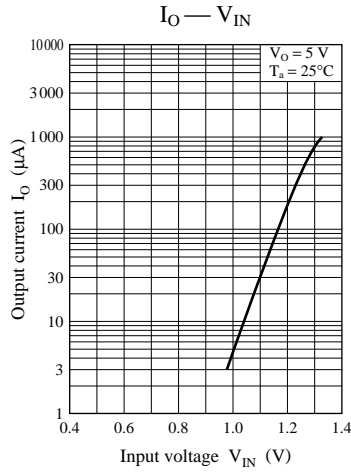
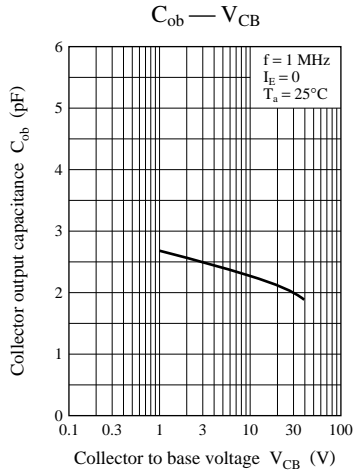


Characteristics charts of UNR2212

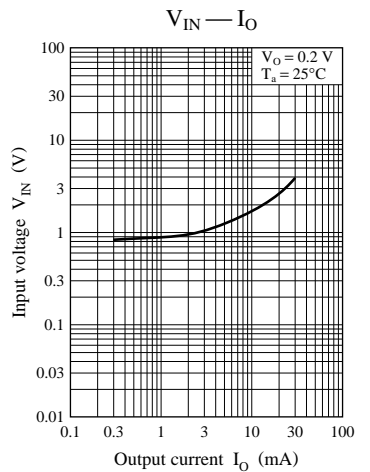
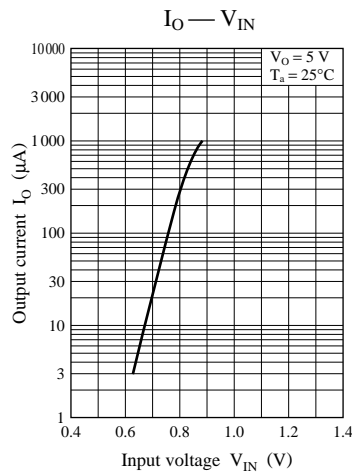
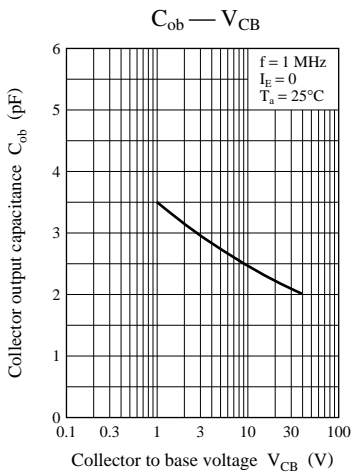
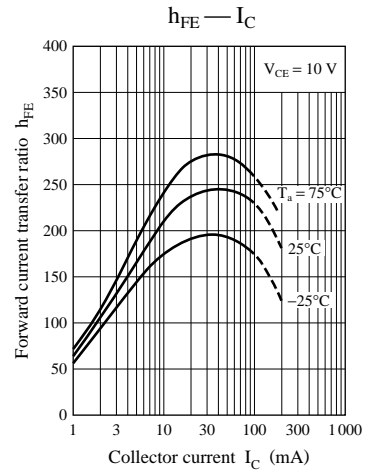
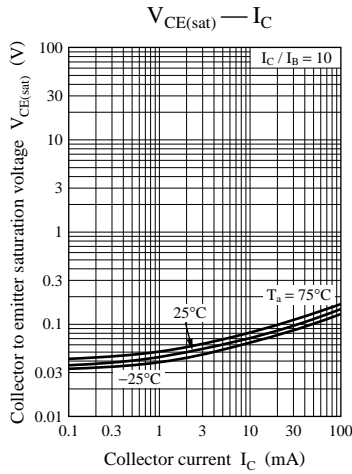
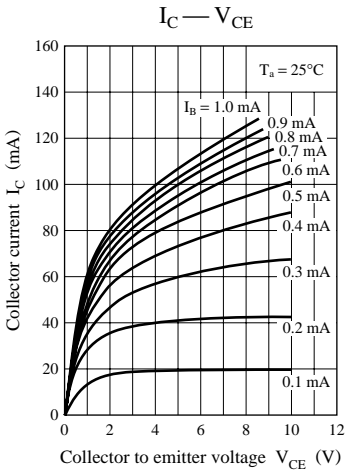


Characteristics charts of UNR2213

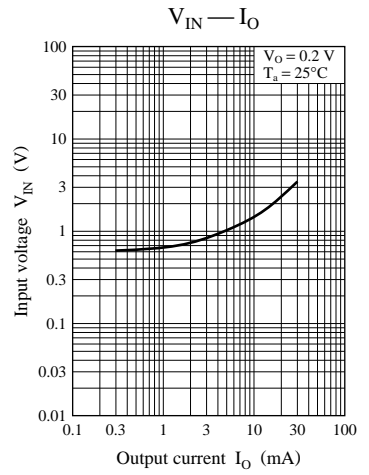
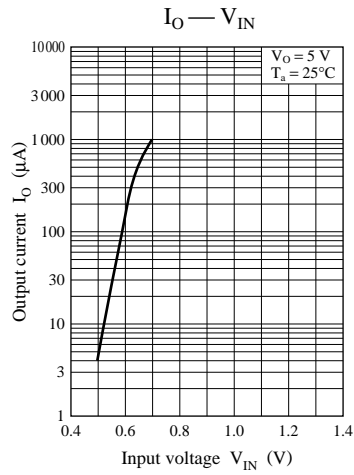
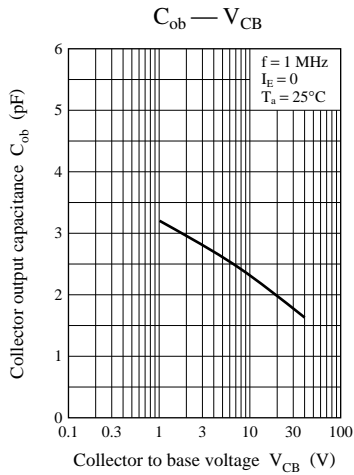
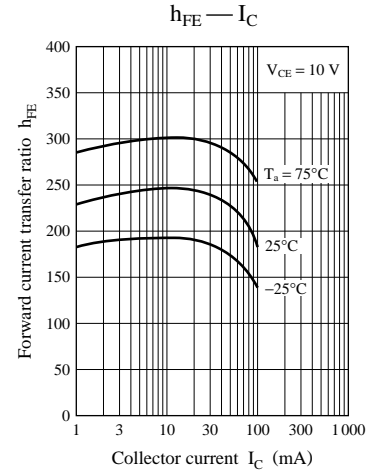
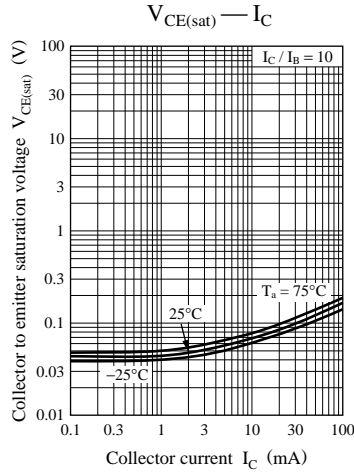
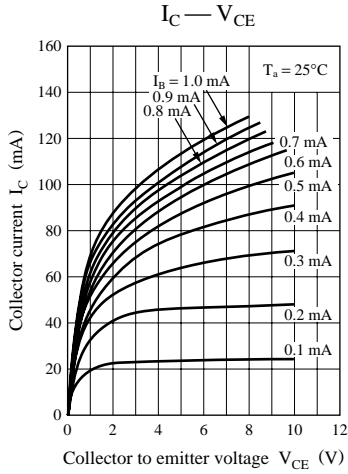




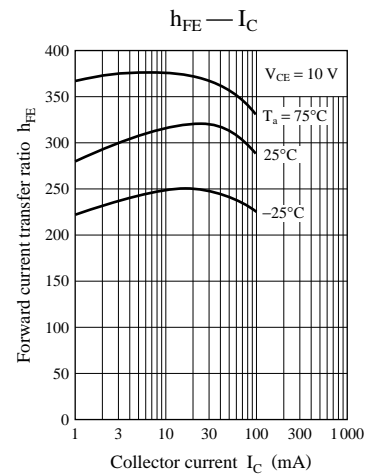
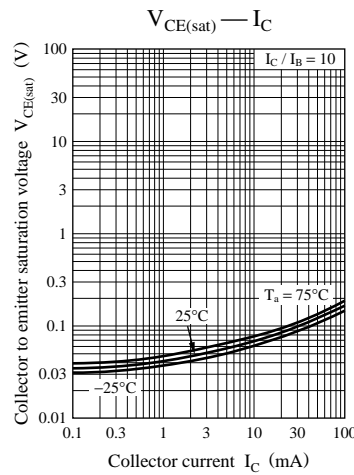
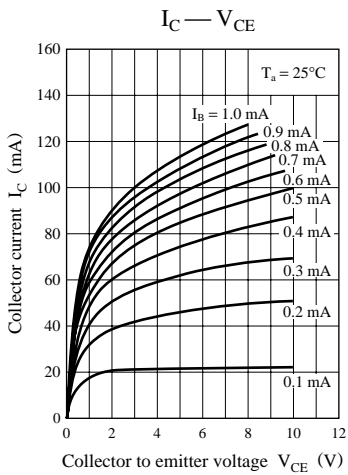
Characteristics charts of UNR2214

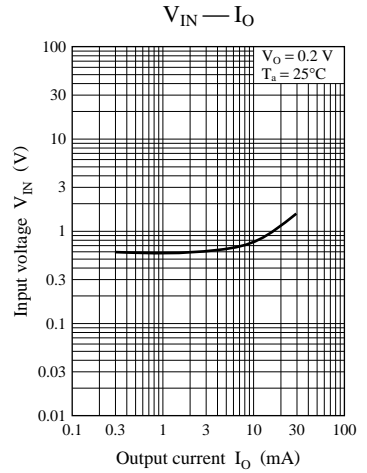
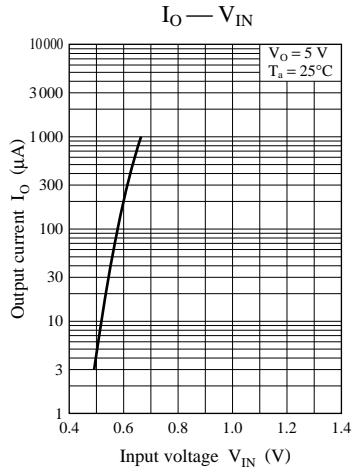
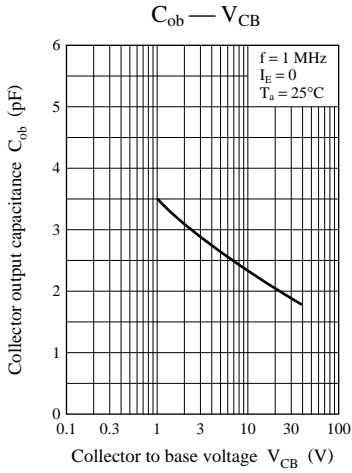


Characteristics charts of UNR2215

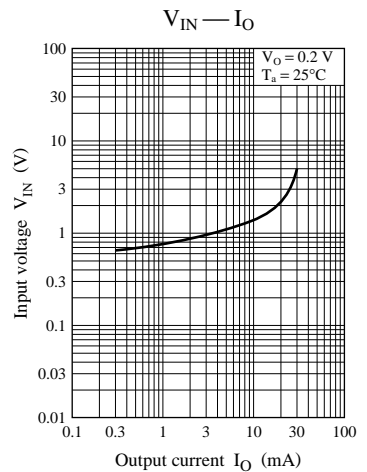
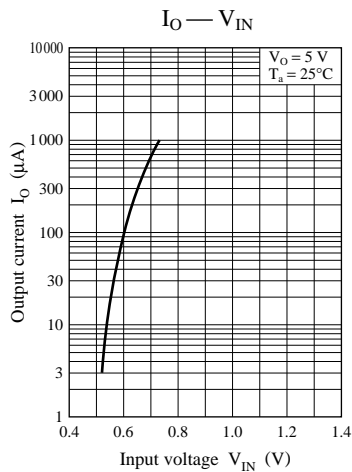
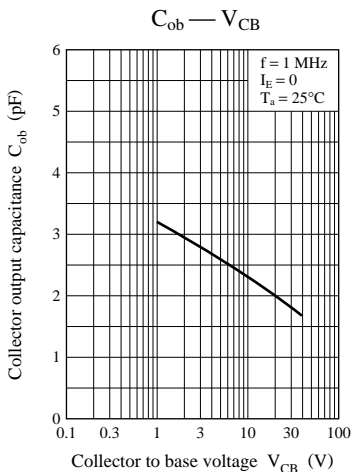
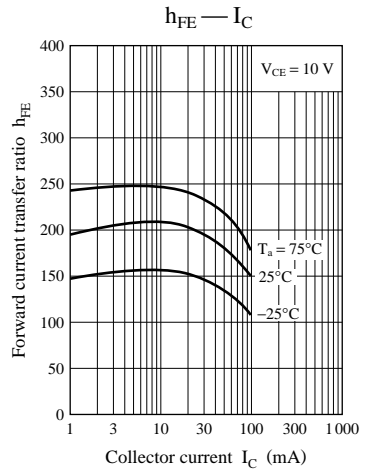
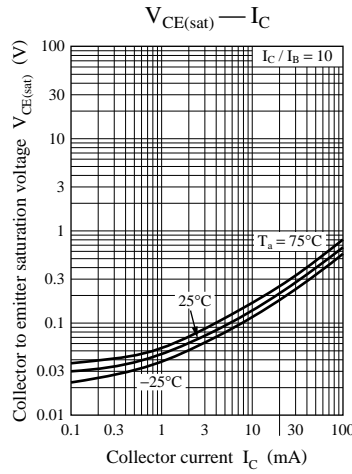
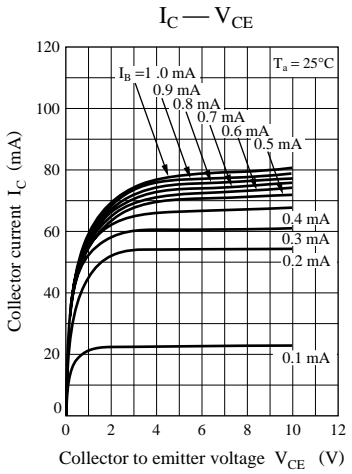


Characteristics charts of UNR2216

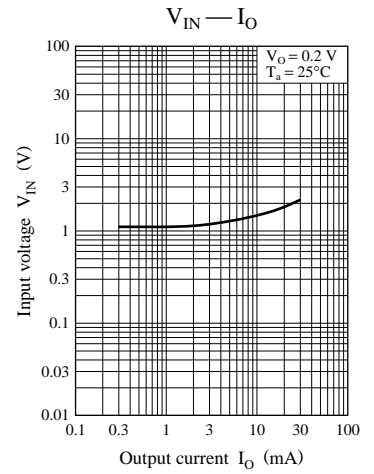
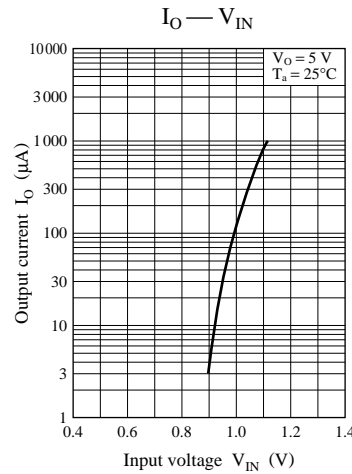
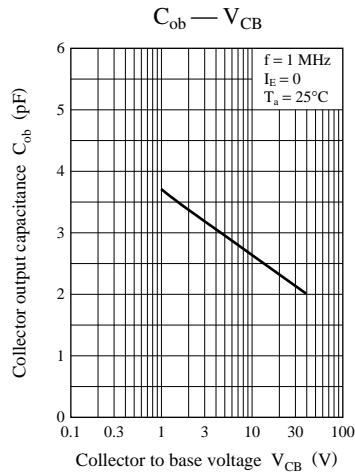
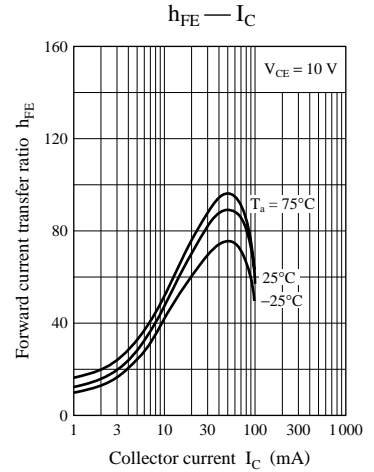
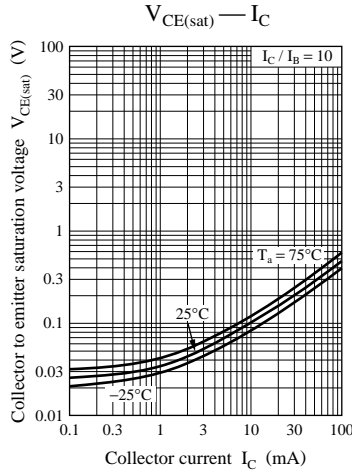
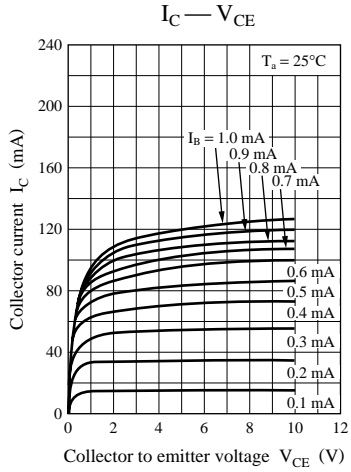




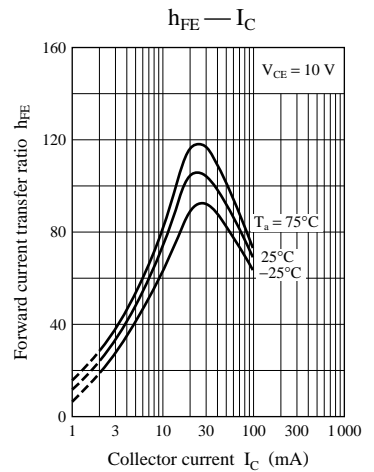
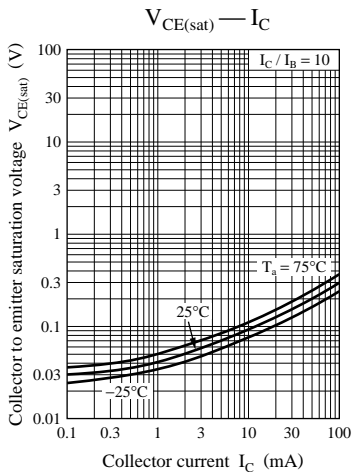
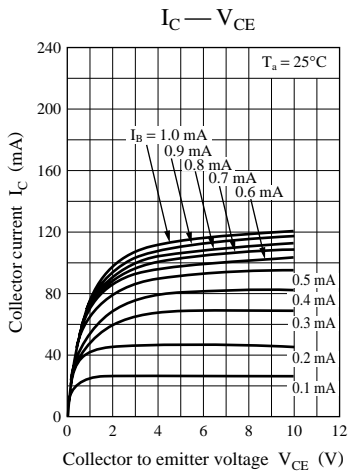
Characteristics charts of UNR2217

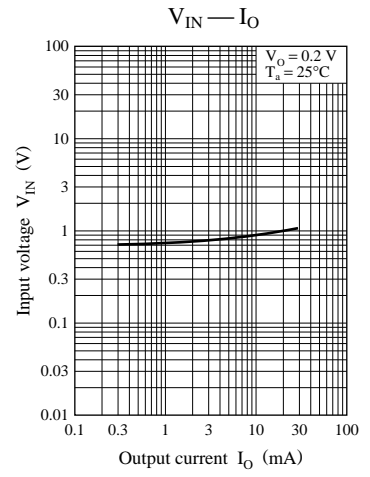
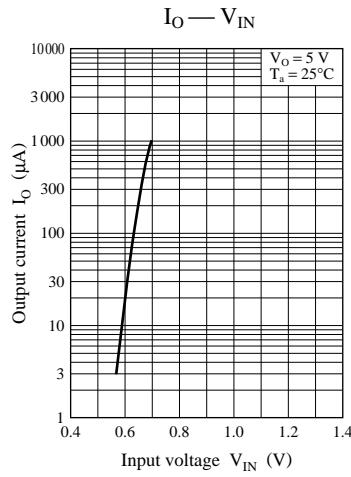
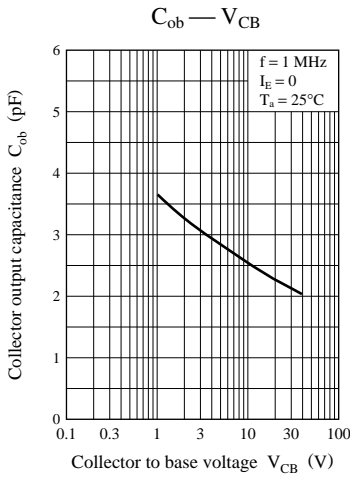


Characteristics charts of UNR2218

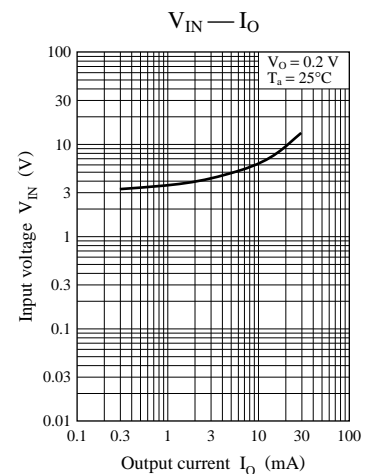
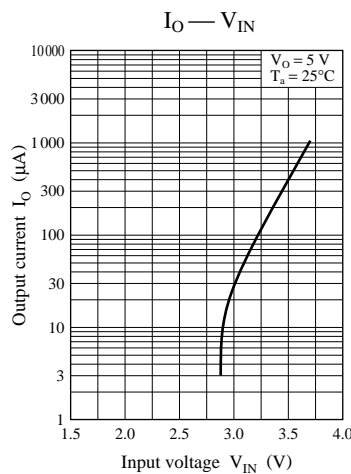
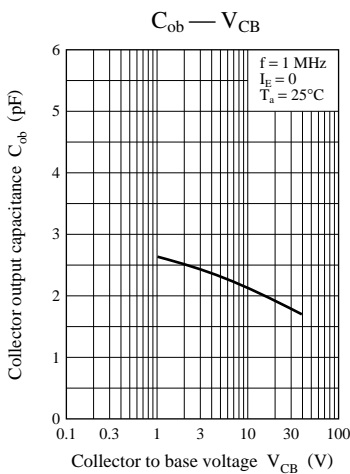
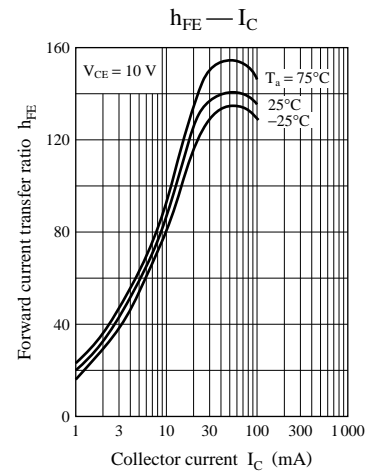
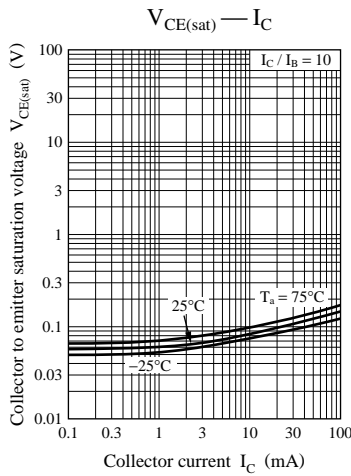
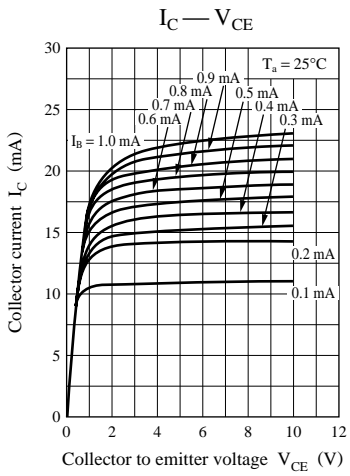


Characteristics charts of UNR2219

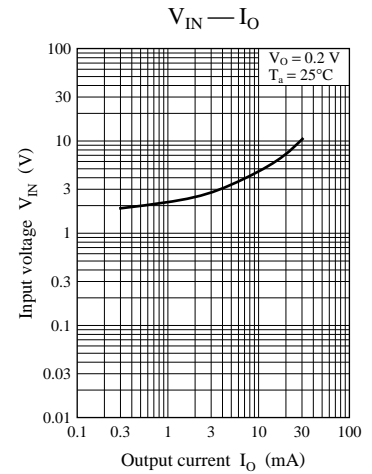
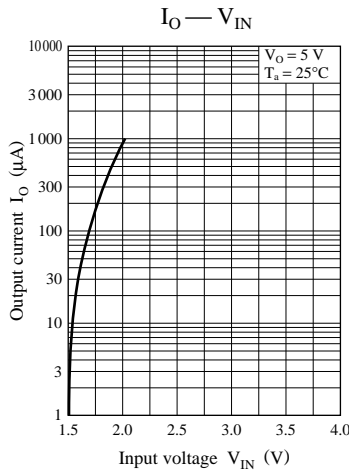
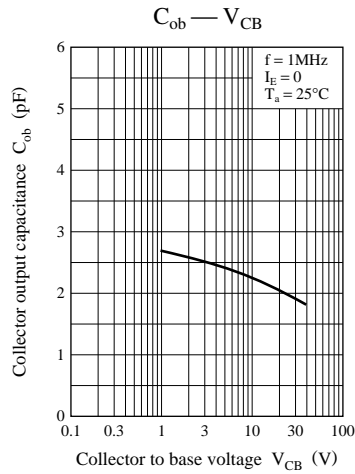
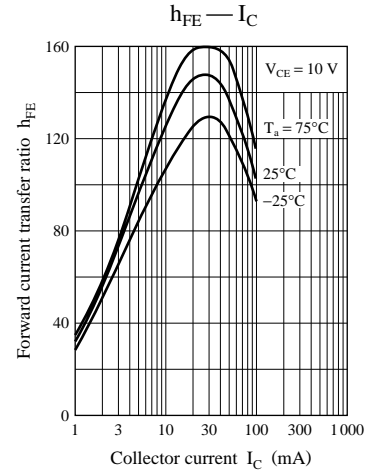
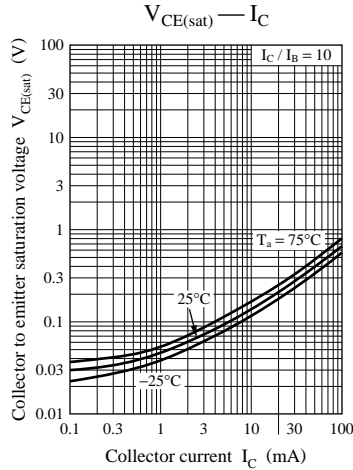
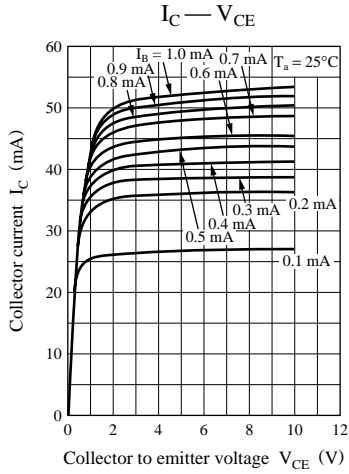




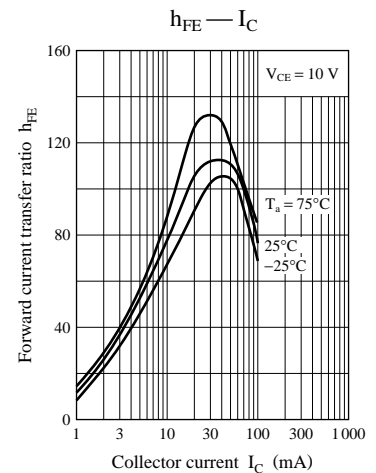
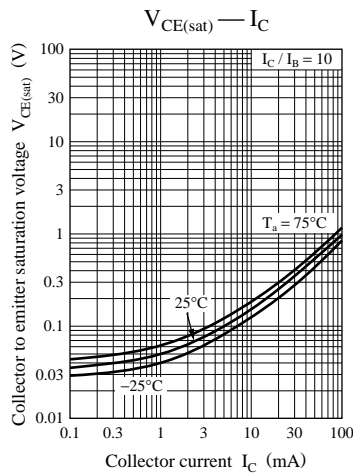
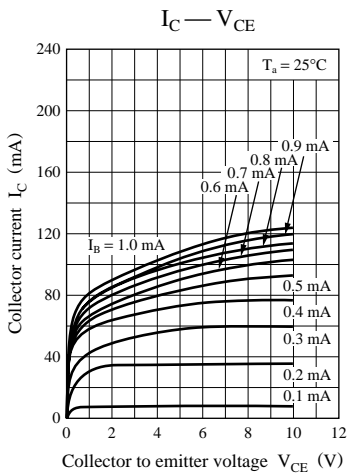
Characteristics charts of UNR221D

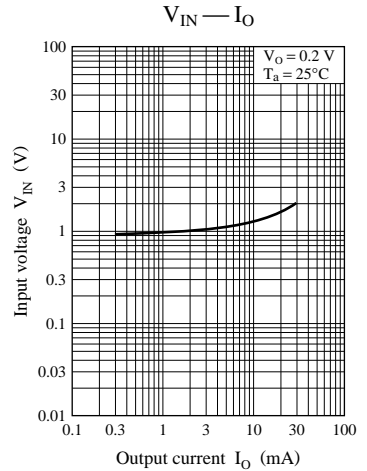
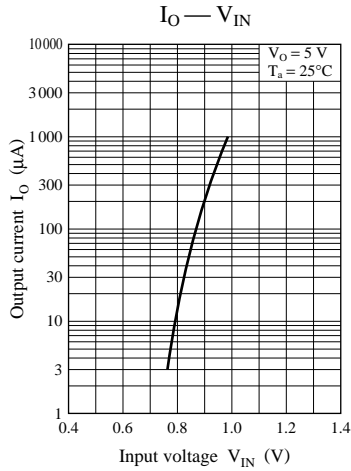
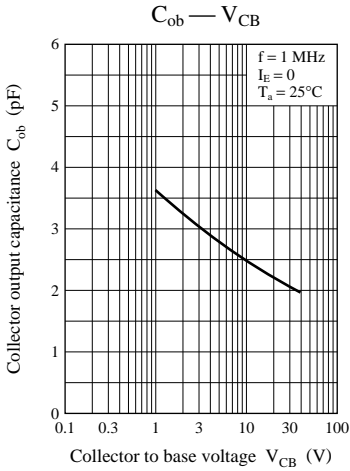


Characteristics charts of UNR221E

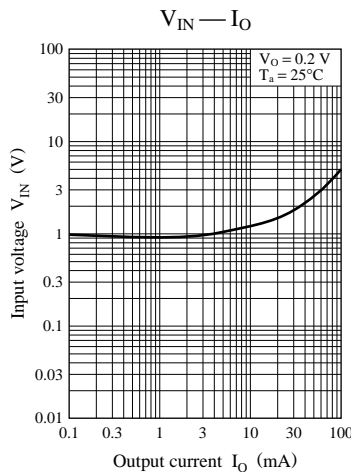
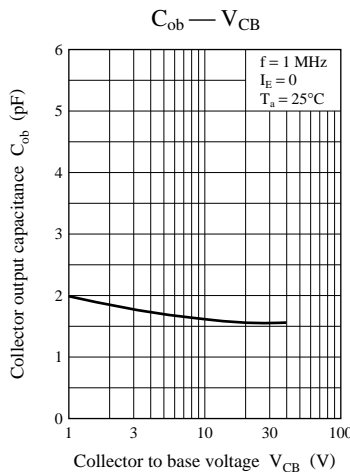
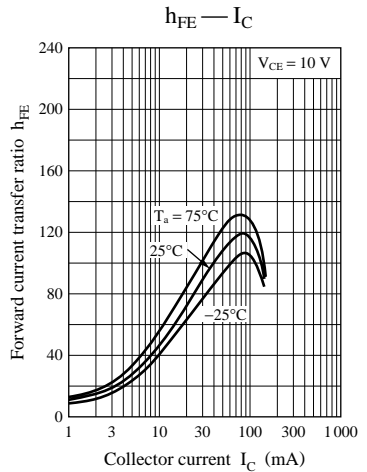
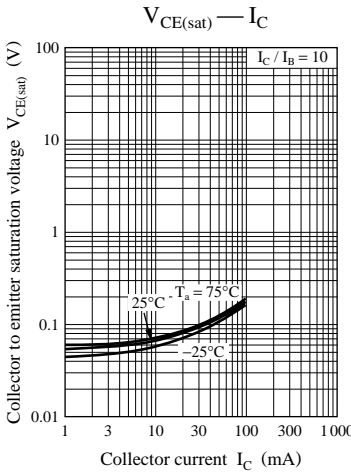
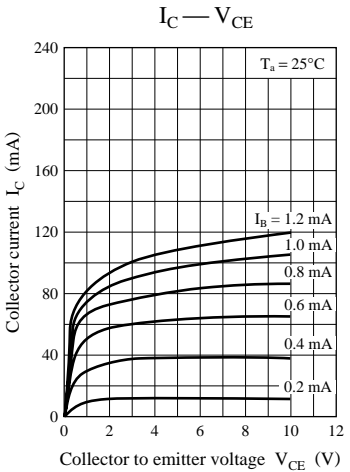


Characteristics charts of UNR221F

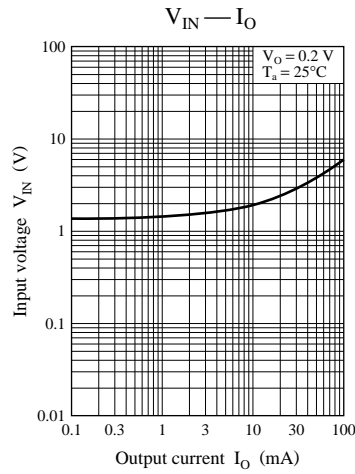
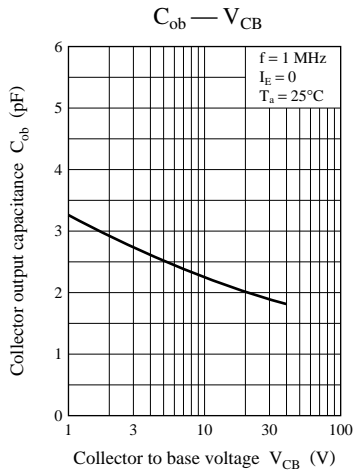
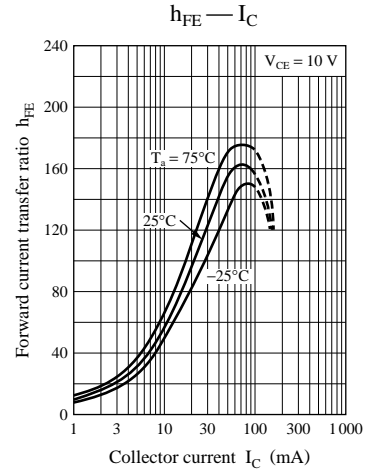
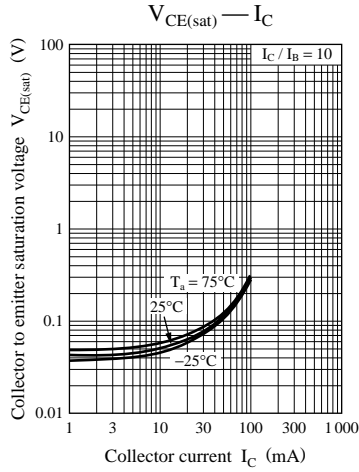
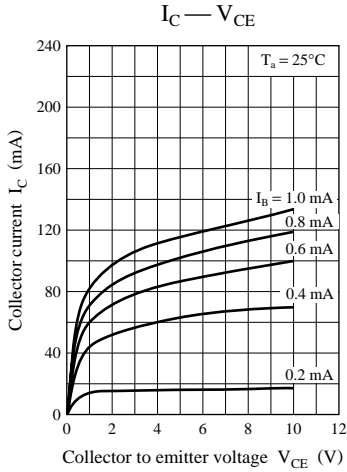




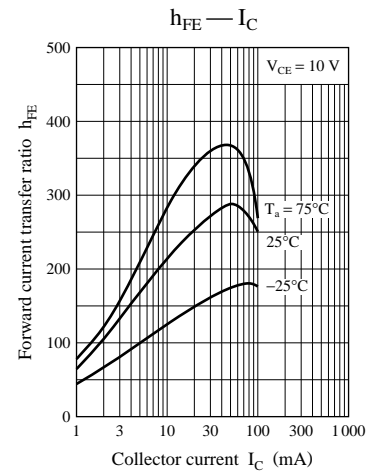
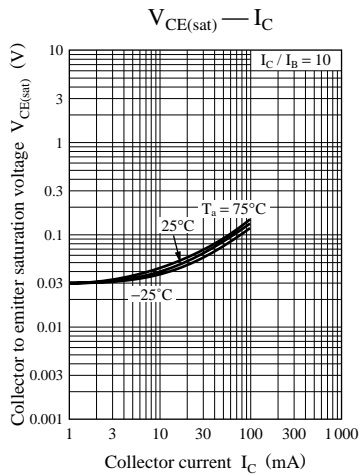
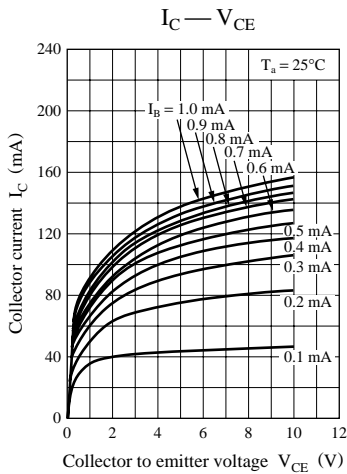
Characteristics charts of UNR221K

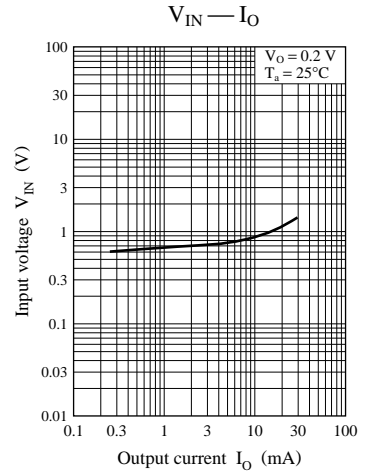
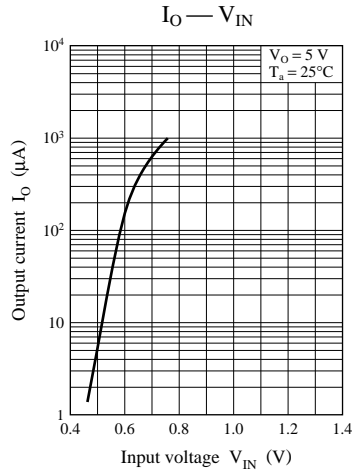
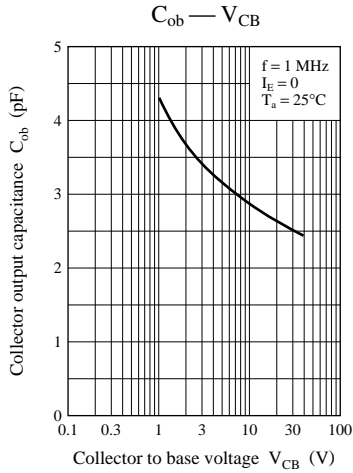


Characteristics charts of UNR221L

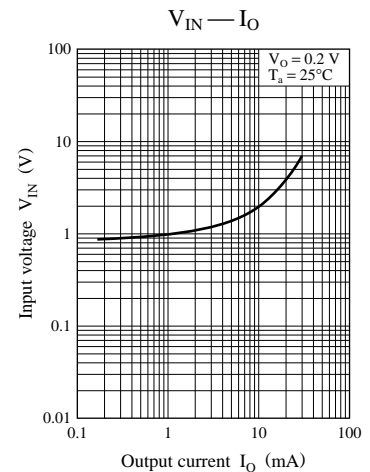
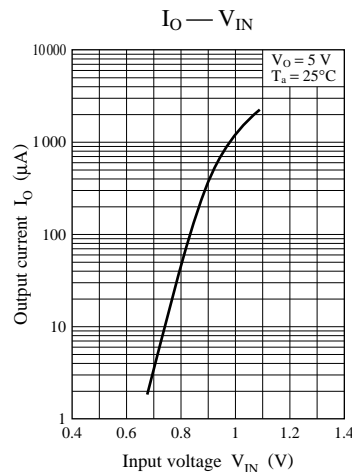
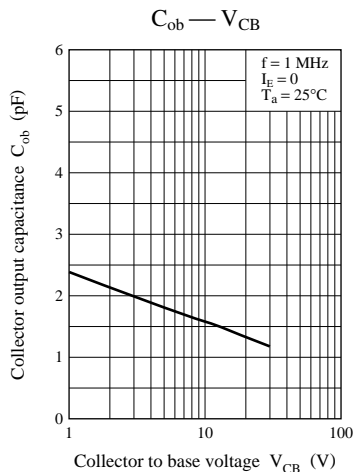
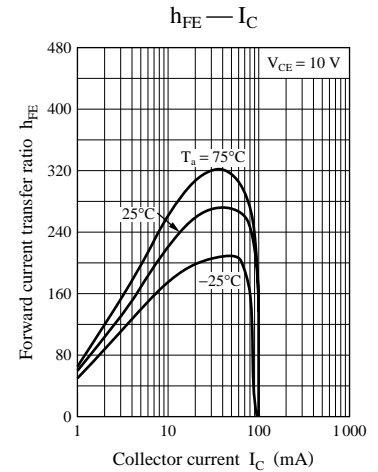
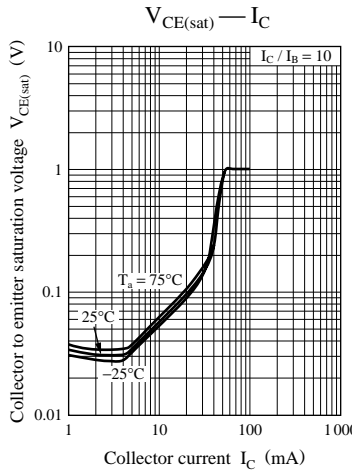
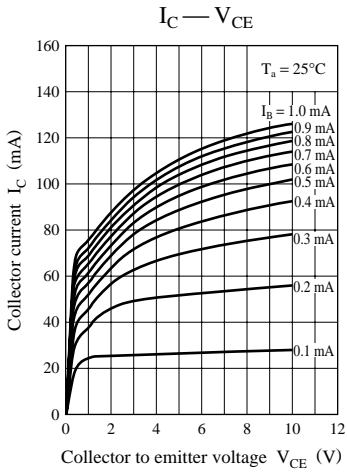


Characteristics charts of UNR221M

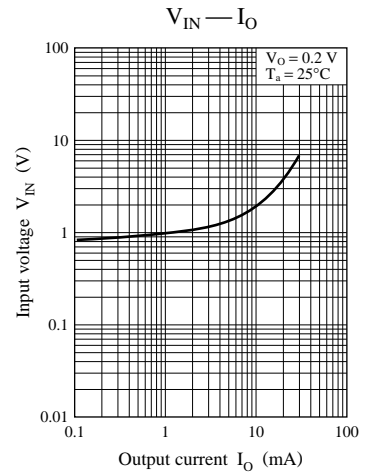
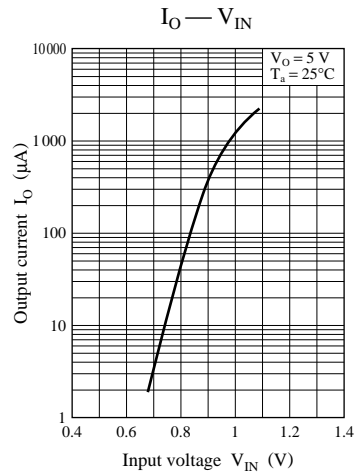
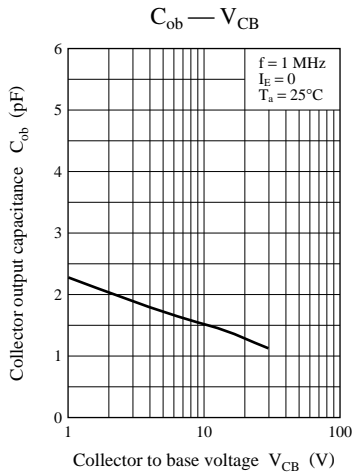
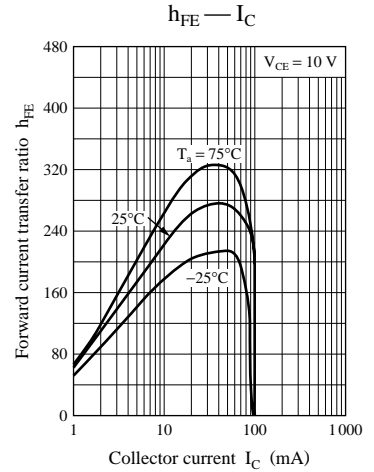
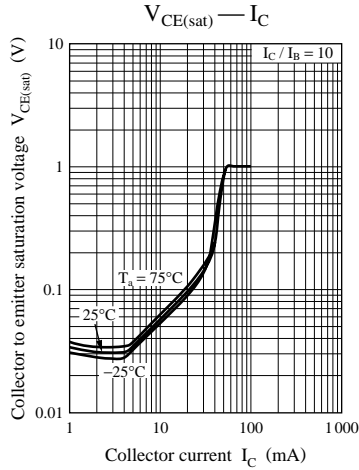
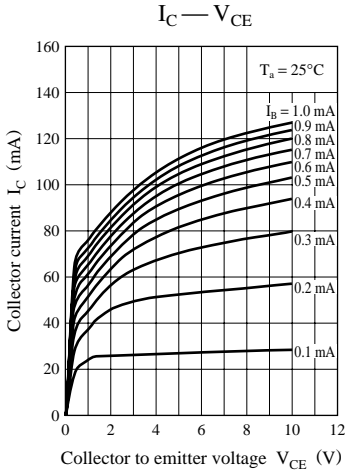




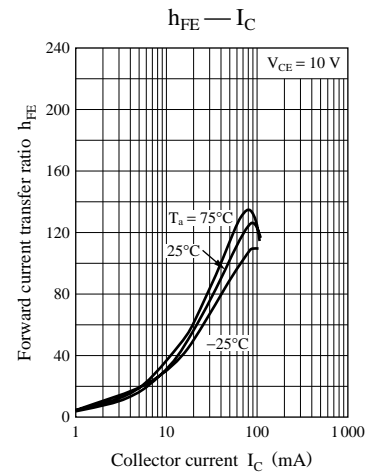
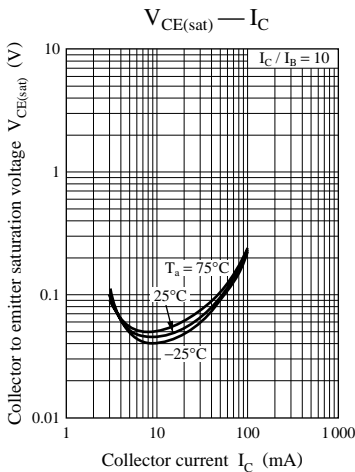
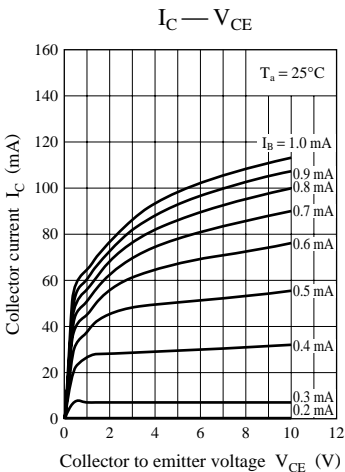
Characteristics charts of UNR221N

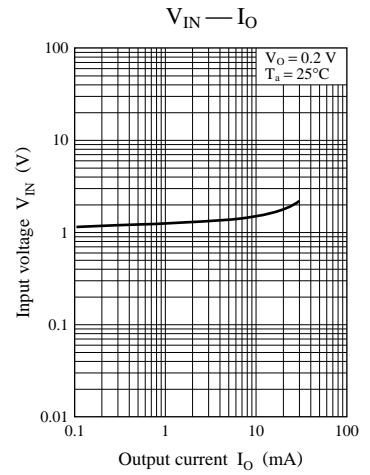
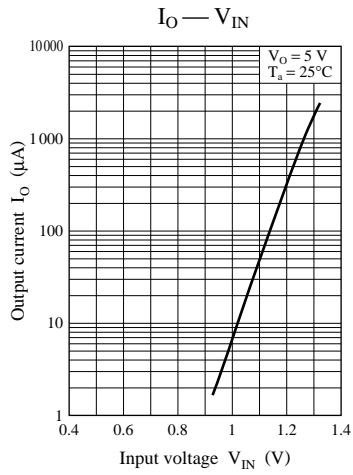
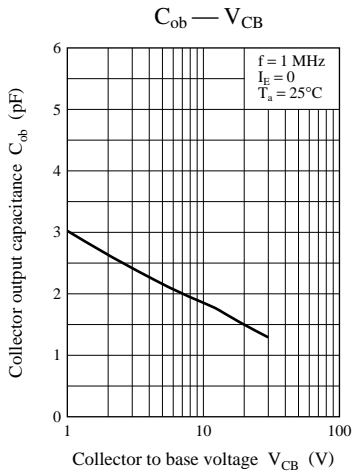


Characteristics charts of UNR221T

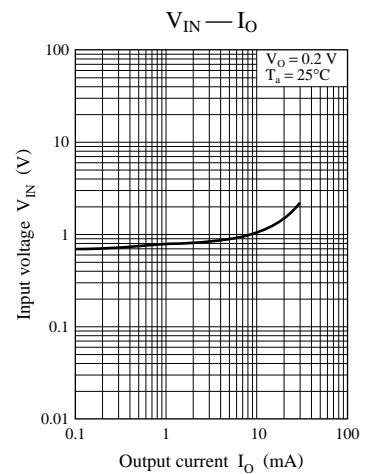
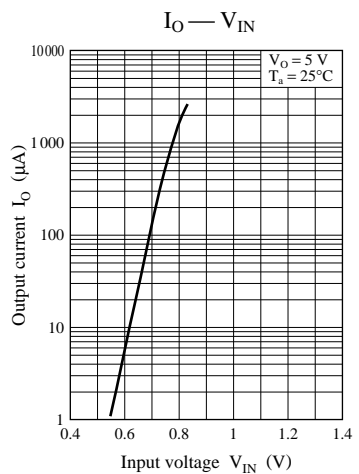
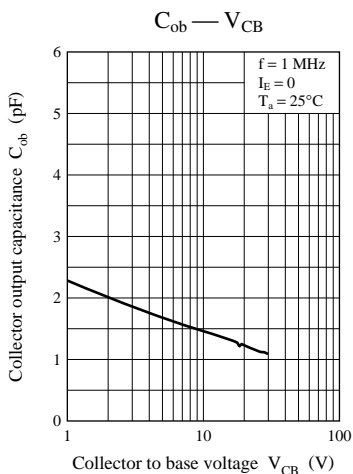
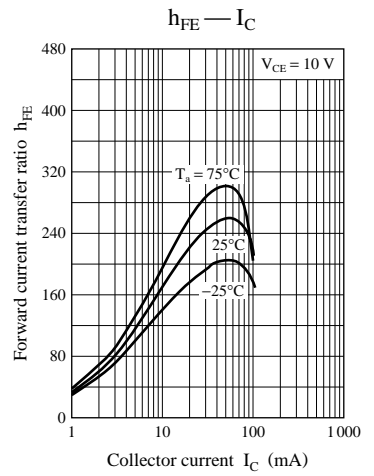
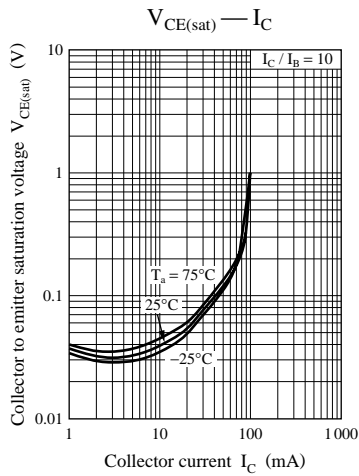
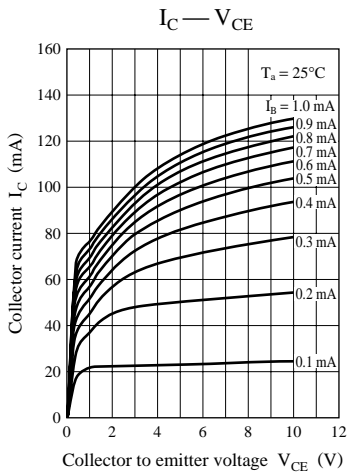


Characteristics charts of UNR221V





Characteristics charts of UNR221Z



Request for your special attention and precautions in using the technical information and semiconductors described in this material

- (1) An export permit needs to be obtained from the competent authorities of the Japanese Government if any of the products or technologies described in this material and controlled under the "Foreign Exchange and Foreign Trade Law" is to be exported or taken out of Japan.
- (2) The technical information described in this material is limited to showing representative characteristics and applied circuit examples of the products. It does not constitute the warranting of industrial property, the granting of relative rights, or the granting of any license.
- (3) The products described in this material are intended to be used for standard applications or general electronic equipment (such as office equipment, communications equipment, measuring instruments and household appliances).
Consult our sales staff in advance for information on the following applications:
 - Special applications (such as for airplanes, aerospace, automobiles, traffic control equipment, combustion equipment, life support systems and safety devices) in which exceptional quality and reliability are required, or if the failure or malfunction of the products may directly jeopardize life or harm the human body.
 - Any applications other than the standard applications intended.
- (4) The products and product specifications described in this material are subject to change without notice for reasons of modification and/or improvement. At the final stage of your design, purchasing, or use of the products, therefore, ask for the most up-to-date Product Standards in advance to make sure that the latest specifications satisfy your requirements.
- (5) When designing your equipment, comply with the guaranteed values, in particular those of maximum rating, the range of operating power supply voltage and heat radiation characteristics. Otherwise, we will not be liable for any defect which may arise later in your equipment.
Even when the products are used within the guaranteed values, redundant design is recommended, so that such equipment may not violate relevant laws or regulations because of the function of our products.
- (6) When using products for which dry packing is required, observe the conditions (including shelf life and after-unpacking standby time) agreed upon when specification sheets are individually exchanged.
- (7) No part of this material may be reprinted or reproduced by any means without written permission from our company.

Please read the following notes before using the datasheets

- A. These materials are intended as a reference to assist customers with the selection of Panasonic semiconductor products best suited to their applications.
Due to modification or other reasons, any information contained in this material, such as available product types, technical data, and so on, is subject to change without notice.
Customers are advised to contact our semiconductor sales office and obtain the latest information before starting precise technical research and/or purchasing activities.
- B. Panasonic is endeavoring to continually improve the quality and reliability of these materials but there is always the possibility that further rectifications will be required in the future. Therefore, Panasonic will not assume any liability for any damages arising from any errors etc. that may appear in this material.
- C. These materials are solely intended for a customer's individual use.
Therefore, without the prior written approval of Panasonic, any other use such as reproducing, selling, or distributing this material to a third party, via the Internet or in any other way, is prohibited.